

**ROCKTRON**  
TECHNOLOGY FOR GUITARISTS

**UTOPIA**

*Volume / Expression*

Instruction Manual



May be covered by one or more of the following: U.S. Patents #4538297, 4647876, 4696044, 4745309, 4881047, 4893099, 5124657, 5263091, 5268527, 5319713, 5333201, 5402498 and 5493617.  
Other patents pending. Foreign patents pending.



Your Utopia™ Volume/Expression pedal has been tested and complies with the following Standards and Directives as set forth by the European Union:

Council Directive(s):      89/336/EEC      Electromagnetic Compatibility

Standard(s):                EN55013, EN50082-1

This means that this product has been designed to meet stringent guidelines on how much RF energy it can emit, and that it should be immune from other sources of interference when properly used. Improper use of this equipment could result in increased RF emissions, which may or may not interfere with other electronic products.

To insure against this possibility, always use good shielded cables for all audio input and output connections. This will help insure compliance with the Directive(s).

For more information about other Rocktron products, please see your local dealer or one of our importers closest to you (listed on the Rocktron website - [www.rocktron.com](http://www.rocktron.com)).

---

## Precautions

Read all instructions contained in this manual.

Keep these instructions

Heed all warnings

Follow all instructions.

Do not use this apparatus near water.

Clean with dry cloth

## **Precautions Continued....**

Do not block any ventilation openings (if applicable). Install in accordance with the manufacturer's instructions.

Do not install near any heat sources such as radiators, heat registers, stoves or other apparatus (including amplifiers) that produce heat.

This product is not equipped with a plug or cable. This pedal runs on a 9 Volt Battery, if a 9Volt DC adapter is the used please follow adapter manufacturer's operation instructions.

Only used attachments/accessories specified by the manufacturer.

Do not use this product with any case, stand tripod, bracket or table that is not specified by the manufacturer. Insure that the case, stand, tripod, bracket etc. is properly adjusted and setup (follow all instructions). Extra care and caution should be taken to avoid tip over and injury.

Unplug this apparatus during lightening storms or when unused during long periods of time.

Refer all service to qualified service personnel. Servicing is required when the apparatus has been damaged in any way, such as power supply or plug is damaged, liquid has been spilled or objects have fallen into the apparatus or if the apparatus has been exposed to rain or moisture, does not operate normally or has been dropped.

**DO NOT ATTEMPT TO SERVICE THIS EQUIPMENT. QUALIFIED PERSONNEL SHOULD SERVICE THIS EQUIPMENT ONLY. DO NOT MAKE ANY INTERNAL ADJUSTMENTS OR ADDITIONS TO THIS EQUIPMENT AT ANY TIME OR TAMPER WITH INTERNAL ELECTRONIC COMPONENTS AT ANY TIME. FAILURE TO FOLLOW THESE INSTRUCTIONS MAY VOID THE WARRANTY OF THIS EQUIPMENT AS WELL AS CAUSING A SHOCK HAZARD.**

### **OPERATING TEMPERATURE**

Do not expose this unit to excessive heat. This unit is designed to operate between 32 F and 104 F (0 C and 40 C). This unit may not function properly under extreme temperatures.

# Introduction

Congratulations on your purchase of the Rocktron Utopia Volume/Expression pedal. The Utopia Volume/Expression pedal is a multifunction pedal that can be used both as a volume pedal and as an expression pedal with a large variety of processors and MIDI controllable equipment. It can also be used as an extra expression pedal with the Rocktron Utopia G300 and Utopia B300 multi-effects processors.

The design of the pedal allows you to use a simple stereo to stereo cable for expression connection minimizing cable use on stage.

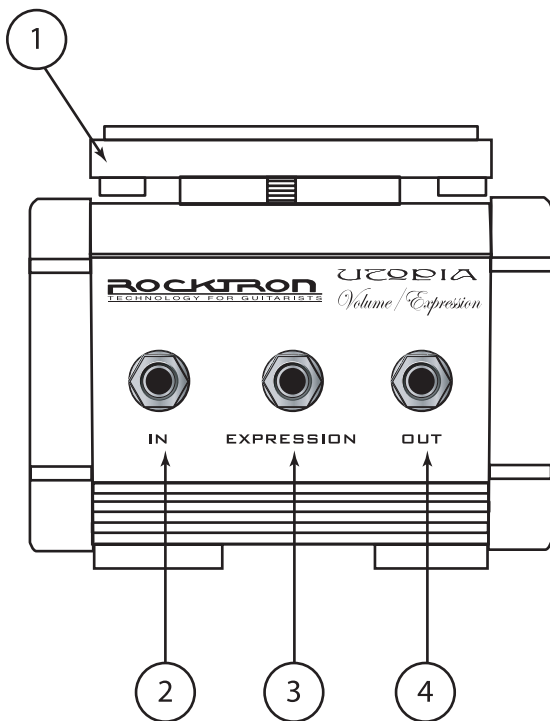
Enjoy!!

# Function Descriptions

---

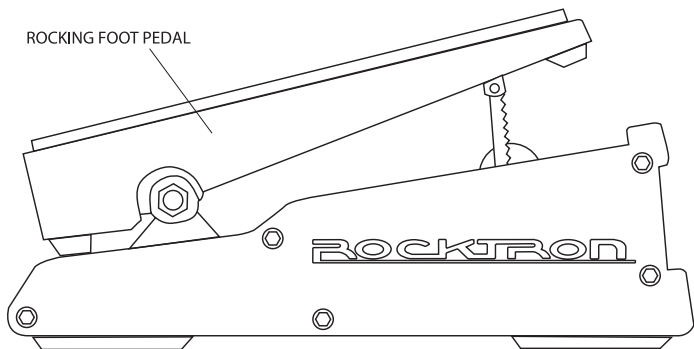
- 1     **Rocker Footpedal** - Place your foot on the rocker footpedal and rock it up and down (toe to heel - heel to toe) to control the effect.
- 2     **INPUT Jack** - using a standard guitar cable - plug your guitar into this jack when using the pedal as a standard volume controller.
- 3     **EXPRESSION Jack** - using a 1/4" stereo RTS cable, plug into the expression port in your MIDI footcontroller or your expression port in your MIDI controllable device.
- 4     **OUTPUT Jack** - using a standard guitar cable, plug this output into the next effect in your effect chain or directly into the input of your amplifier (see connection diagrams).

# Controls and Descriptions:

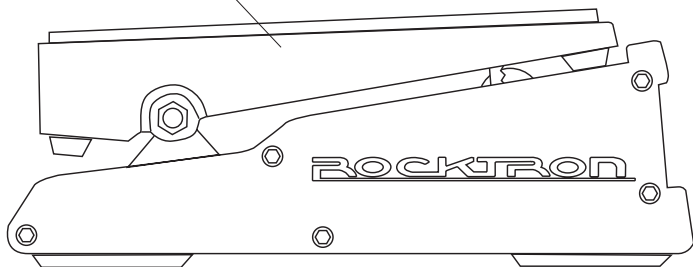


# Controls and Descriptions:

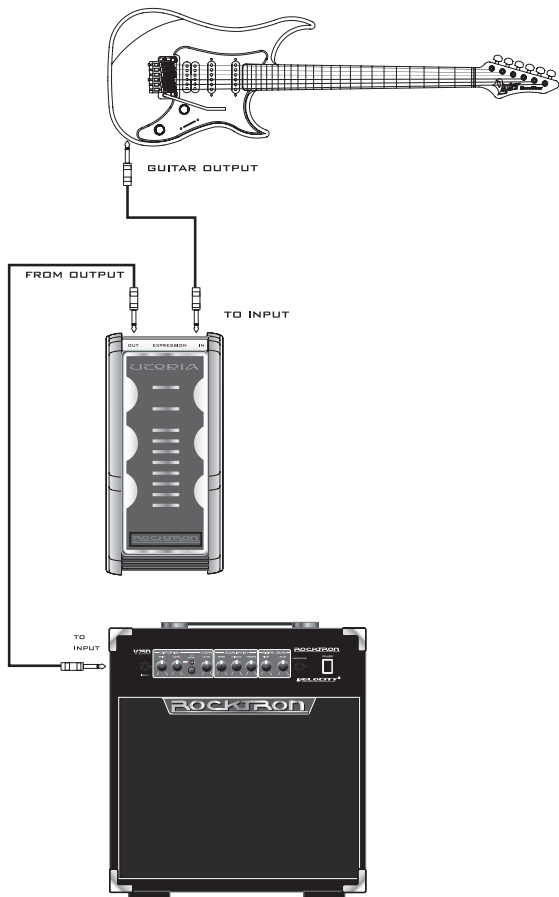
ROCKING FOOT PEDAL



ROCKING FOOT PEDAL

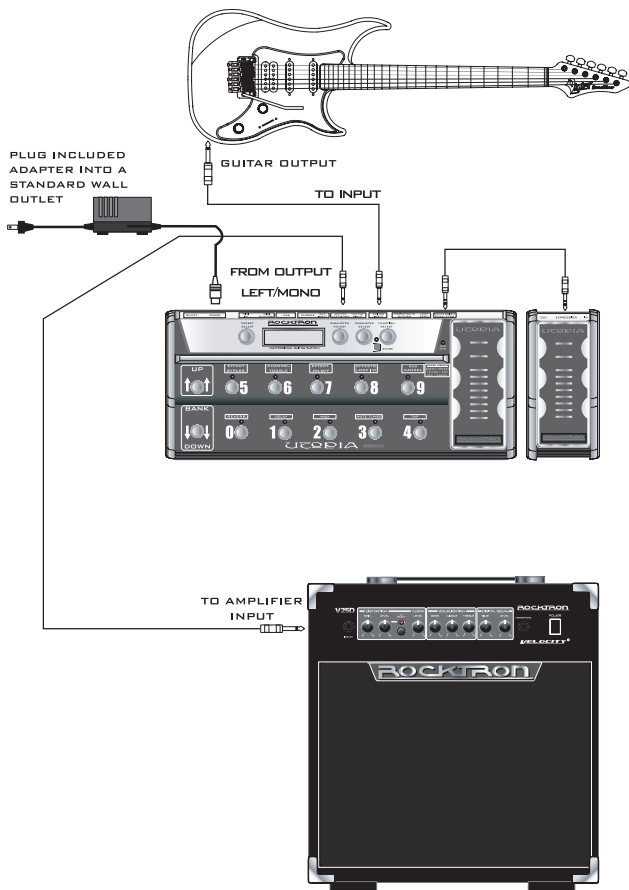


## Standard Volume Connection

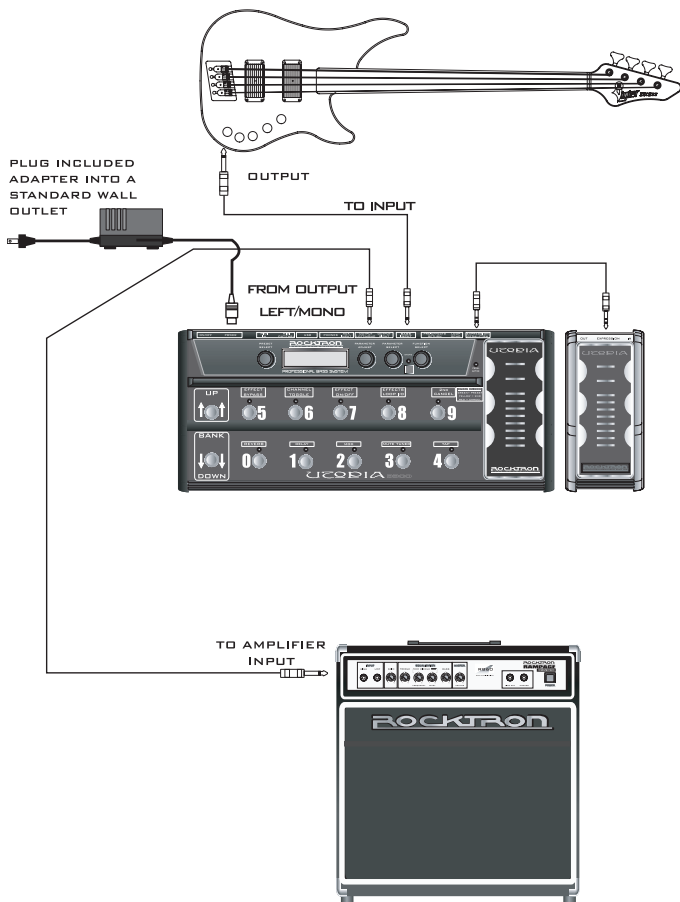




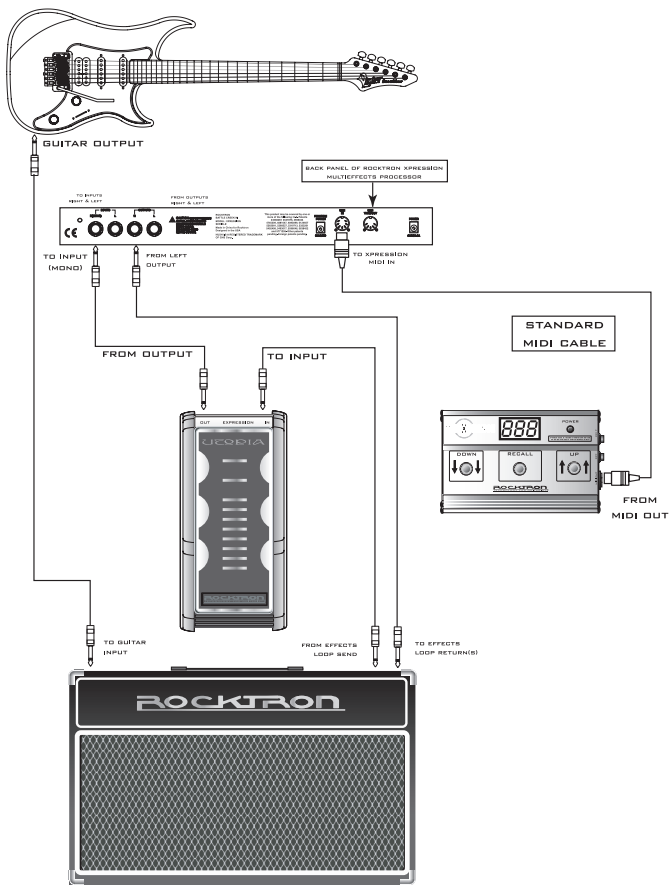
## Expression Pedal Connection to the Rocktron Utopia G300:



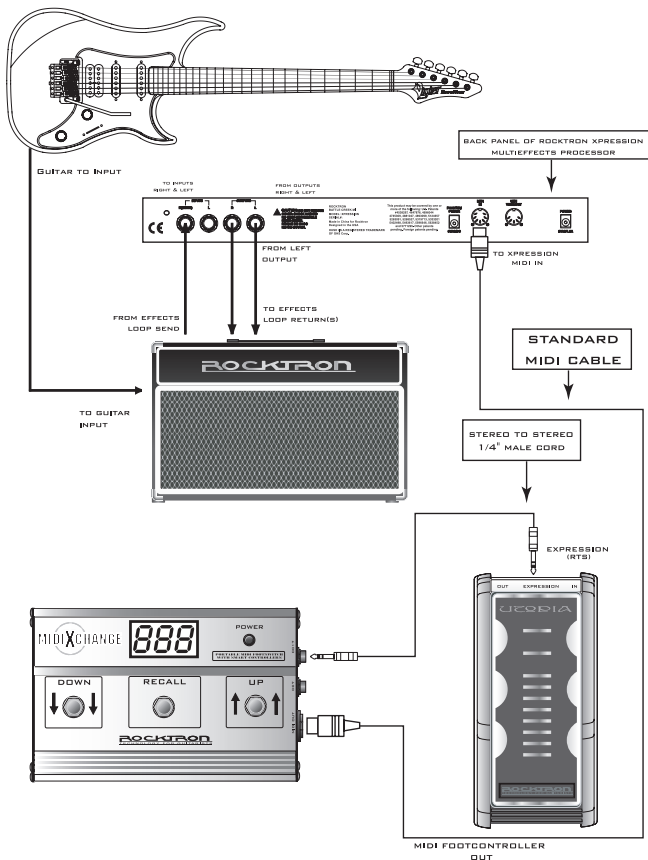
## Expression Pedal Connection to the Rocktron Utopia B300:



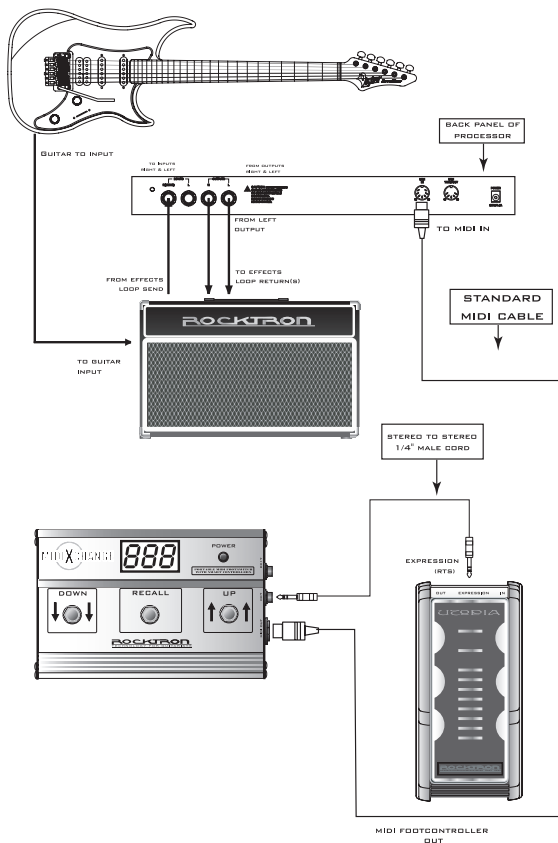
## Connection when using the Utopia Volume/Expression pedal to control the volume of an effects processor:



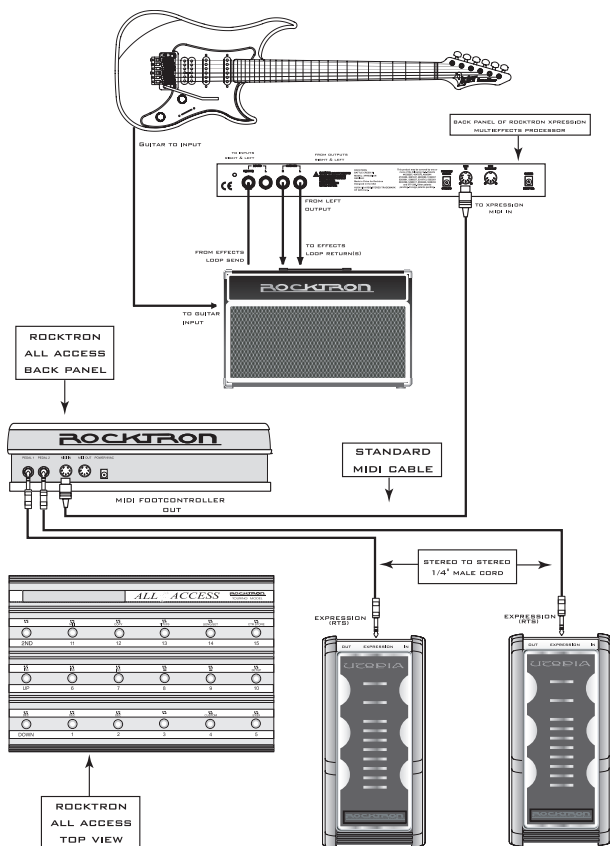
# Connection when using the Utopia Volume/Expression pedal and a Rocktron MIDI XChange to control the volume via MIDI of a Rocktron Processor



# Connection when using the Utopia Volume/Expression Pedal and a Rocktron MIDI XChange to control the volume via MIDI of a Non-Rocktron Processor



# Connection when using one of two Utopia Volume Expression pedals as expression pedals with a Rocktron All Access Footcontroller





**ROCKTRON**  
TECHNOLOGY FOR GUITARISTS

**UTOPIA**

*Volume / Expression*

Rocktron - A Division of GHS Corporation  
2813 Wilber Ave  
Battle Creek MI 49037  
USA

Rocktron Phone: 1-(269)-968-3351  
Email: [info@rocktron.com](mailto:info@rocktron.com)

[www.rocktron.com](http://www.rocktron.com)

