


ROCKTRON

TECHNOLOGY FOR GUITARISTS

Cottonmouth Fuzz Instruction Manual



This pedal is:



May be covered by one or more of the following: U.S. Patents #4538297, 4647876, 4696044, 4745309, 4881047, 4893099, 5124657, 5263091, 5268527, 5319713, 5333201, 5402498 and 5493617.

Other patents pending. Foreign patents pending.

Compliance



Your Cottonmouth Fuzz™ pedal has been tested and complies with the following Standards and Directives as set forth by the European Union:

Council Directive(s): 89/336/EEC Electromagnetic Compatibility

Standard(s): EN55013, EN50082-1

This means that this product has been designed to meet stringent guidelines on how much RF energy it can emit, and that it should be immune from other sources of interference when properly used. Improper use of this equipment could result in increased RF emissions, which may or may not interfere with other electronic products.

To insure against this possibility, always use good shielded cables for all audio input and output connections. This will help insure compliance with the Directive(s).

For more information about other Rocktron products, please see your local dealer or one of our importers closest to you (listed on the Rocktron website (www.rocktron.com)).

Read all instructions contained in this manual.

Keep these instructions

Heed all warnings

Follow all instructions.

Do not use this apparatus near water.

Clean with dry cloth

Precautions

Refer all service to qualified service personnel. Servicing is required when the apparatus has been damaged in any way, such as power supply or plug is damaged, liquid has been spilled or objects have fallen into the apparatus or if the apparatus has been exposed to rain or moisture, does not operate normally or has been dropped.

DO NOT ATTEMPT TO SERVICE THIS EQUIPMENT. QUALIFIED PERSONNEL SHOULD SERVICE THIS EQUIPMENT ONLY. DO NOT MAKE ANY INTERNAL ADJUSTMENTS OR ADDITIONS TO THIS EQUIPMENT AT ANY TIME OR TAMPER WITH INTERNAL ELECTRONIC COMPONENTS AT ANY TIME. FAILURE TO FOLLOW THESE INSTRUCTIONS MAY VOID THE WARRANTY OF THIS EQUIPMENT AS WELL AS CAUSING A SHOCK HAZARD.

OPERATING TEMPERATURE

Do not expose this unit to excessive heat. This unit is designed to operate between 32 F and 104 F (0 C and 40 C). This unit may not function properly under extreme temperatures.

Do not block any ventilation openings (if applicable). Install in accordance with the manufacturer's instructions.

Do not install near any heat sources such as radiators, heat registers, stoves or other apparatus (including amplifiers) that produce heat.

This product is not equipped with a plug or cable. This pedal runs on a 9 Volt Battery, if a 9Volt DC adapter is the used please follow adapter manufacturer's operation instructions.

Only used attachments/accessories specified by the manufacturer.

Do not use this product with any case, stand tripod, bracket or table that is not specified by the manufacturer. Insure that the case, stand, tripod, bracket etc. is properly adjusted and setup (follow all instructions). Extra care and caution should be taken to avoid tip over and injury.

Unplug this apparatus during lightening storms or when unused during long periods of time.

Introduction:

Warning! Snakes bite!!

Rocktron proudly introduces the Cottonmouth Fuzz, a wild new fuzz box with flashing blue eyes and classic transistor fuzz fever. This beauty will bring psychedelic auditory stimulation syndrome to your guitar sound with a tone that is distinctly Rocktron!

Part of the Rocktron Boutique Series of stomp boxes this pedal design comes in a rugged metal chassis with eye popping retro custom design artwork. This is a TRUE BYPASS pedal: when you turn it off...it is out of your signal path!

Control knobs for the Cottonmouth Fuzz include BITE which controls the amount of pre-drive applied to the transistor fuzz engine. SPIT controls fuzz audio ON duty cycle time (or the spitting effect). STRIKE controls the fuzz attack time. VENOM controls the fuzz sustain time. LEVEL controls the fuzz output level.

Introduction continued....:

After countless requests for a Rocktron produced FUZZ, we took it very seriously and rolled the dice...and we got Snake Eyes! In fact, when the BITE control is turned up, the snake eyes react to your playing dynamics adding LED clipping and compression. Yes, these eyes really do light up!

The Cottonmouth Fuzz will rock your world and bring you a wild new fuzz box that you can't resist. Just be careful because the BITE and VENOM may be lethal!

The footswitch on the Cottonmouth Fuzz controls On/Off status (indicated by the LED). This stomp box runs on a 9V Alkaline battery. You may also use the Rocktron DC OnTap Universal Power Adaptor.

Descriptions



Descriptions continued.....

- 1 LOW & SPIT Controls - The LOW Control adjusts the overall low-end frequencies. The SPIT knob controls fuzz audio ON duty cycle time (or the spitting effect).
- 2 MID & STRIKE Controls - The MID Control adjusts the overall middle frequencies. The STRIKE knob controls the fuzz attack time.
- 3 9VDC Input - This input jack provides 9VDC power to the pedal from the Rocktron DC OnTap 9V power supply (sold separately).
- 4 HIGH & VENOM Controls - The HIGH Control adjusts the overall high frequencies. The VENOM knob controls the fuzz sustain time.
- 5 BITE Control - The BITE knob controls the amount of pre-drive applied to the transistor fuzz engine.
- 6 ON/OFF Led - This LED shows if the pedal is on or off. When the LED is light the pedal is on. When the LED is not light the pedal is off.
- 7 LEVEL Control - The LEVEL knob controls the fuzz output level.

Descriptions continued.....

- 8 INPUT Jack - Using a standard 1/4" guitar cable, plug your guitar into this jack.
- 9 OUTPUT Jack - This jack provides the summed output of the effect. Use a 1/4" guitar cable to plug into the next effect or into a guitar amplifier.
- 10 FOOTSWITCH - Use this switch to turn on or off the pedal. The On/Off Led will show you if the pedal is on or off.
- 11 COTTONMOUTH 'EYE' LEDS - When the BITE control is turned up, the snake eyes react to your playing dynamics adding LED clipping and compression. These LEDs will vary in intensity based on the drive and attack.

Snake Eyes Sensitivity Adjustment Control:

Different Guitars have different pickup output levels therefore you may want to adjust the threshold point at which the Snake Eyes begin to affect the sound.

The “SNAKE EYES” LED CLIPPING sensitivity threshold may be adjusted to your taste using the trim pot found on the PCB using a standard Phillips screwdriver.

You may get access to the adjustment trim pot by removing the back plate as you would to change your battery. Feel free to make adjustments to attain the results you are looking for. Note: When the eyes begin to light the sound will get more aggressive in tone.

Cottonmouth Fuzz Warm Up Period:

NOTE: This product is a Pure Analog Reptilian in so much that it is recommended to apply power to the Cottonmouth Fuzz and let it warm up for about 4 minutes before using it for best performance. The transistors are subject to temperature drifting just like an old Mini Moog synthesizer.

In consideration of this Rocktron highly recommends our OnTap power adaptor for use with the Cottonmouth Fuzz to provide a stable voltage source resulting in predictable and repeatable results.

The Cottonmouth is capable of re-producing the famous Germanium Transistor Fuzz Voicing, Classic Bender Tone , Modern Rock Fuzz along with Quasi Synthesizer Solo sounds.

Please refer to a quick setup preset chart to get into the basic set of tone textures this pedal will provide. You will notice subtle differences when pulling notes with different knob settings in terms of the fuzz generators waveform Sustain, Attack and Release . Every Fuzz has its own personality so please feel free to experiment.

On the following page you will find a table of suggested start points from which you may begin to explore the Cottonmouth Fuzz's native habitat. Once you get into the groove you will have hours of fun getting to know the Cottonmouth Fuzz.

Cottonmouth Fuzz Tone Settings:

PRESET	SPIT	STRIKE	VENOM	BASS	MID	TREBLE	BITE	OUTPUT
TOTAL DESTRUCTION	5	3 to 5	5	5	8	1	5	XX
DARK METAL	5	5	5	5	5	9	5	XX
SUNSHINE	5	12	3 to 5	5	5	1	3 to 5	XX
JIMI FACE	2 to 4	3	3	5	5	3	3 to 5	XX
GERMANIUM BREAKDOWN	11 to 12	5	25	5	5	3	3 to 5	XX
SYNTH SNARL	11 to 8	5	11 to 1	5	5	3	5	XX


Note: As these are only ballpark suggested settings. We encourage you to experiment and find your signature sound.

All values are related to a Clockwise format I.E.:


5 = 5:00 O'clock

XX= Set to taste.

Typical Connection



Specifications

Maximum Input	2.2dBu
Maximum Output	3dBu
Input Impedance	1M Ω
Output Impedance	560 Ω
Current Consumption	63mA
Power Requirements	9V Alkaline Battery or Rocktron DC OnTap Universal Power Supply (sold separately). Negative tip.
	DC 9V
	
Dimensions	95mm x 122mm x 56mm 3.75" x 4.75" x 2.25"
Weight	420g 15.87 oz

How to change the battery:

To change the battery, turn the pedal over and remove the 4 screws on the bottom. Remove the back cover. Carefully remove the old battery and replace it with a new 9V Alkaline battery. Replace battery in the same area as the old battery was located. Place the back cover on the pedal and re-insert the screws.

Save yourself tons of money in batteries by using the Rocktron DC OnTap Universal Power Supply to power this pedal (sold separately). The Rocktron DC OnTap provides a constant flow of power to the pedal, unlike a battery that will degrade over time. The Rocktron DC OnTap Universal Power Supply can also power up to 20 pedals and can be used with both 110V and 220V power sources.

Check, www.rocktron.com for more information on the DC OnTap and where to purchase.

ROCKTRON

TECHNOLOGY FOR GUITARISTS



Rocktron - A Division of GHS Corporation
2813 Wilber Ave
Battle Creek MI 49037
USA



www.rocktron.com
info@rocktron.com
tel: 1-269-968-3351

