

# ROCKTRON

TECHNOLOGY FOR GUITARISTS

## Mega Booster Instruction Manual



This pedal is:



May be covered by one or more of the following: U.S. Patents #4538297, 4647876, 4696044, 4745309, 4881047, 4893099, 5124657, 5263091, 5268527, 5319713, 5333201, 5402498 and 5493617.

Other patents pending. Foreign patents pending.

# Compliance



Your Mega Booster™ pedal has been tested and complies with the following Standards and Directives as set forth by the European Union:

**Council Directive(s):** 89/336/EEC Electromagnetic  
Compatibility

**Standard(s):** EN55013, EN50082-1

This means that this product has been designed to meet stringent guidelines on how much RF energy it can emit, and that it should be immune from other sources of interference when properly used. Improper use of this equipment could result in increased RF emissions, which may or may not interfere with other electronic products.

To insure against this possibility, always use good shielded cables for all audio input and output connections. This will help insure compliance with the Directive(s).

For more information about other Rocktron products, please see your local dealer or one of our importers closest to you (listed on the Rocktron website ([www.rocktron.com](http://www.rocktron.com))).

Read all instructions contained in this manual.

Keep these instructions

Heed all warnings

Follow all instructions.

Do not use this apparatus near water.

Clean with dry cloth.

Copyright © 2009 GHS Corporation  
All Rights Reserved.

# Precautions

Refer all service to qualified service personnel. Servicing is required when the apparatus has been damaged in any way, such as power supply or plug is damaged, liquid has been spilled or objects have fallen into the apparatus or if the apparatus has been exposed to rain or moisture, does not operate normally or has been dropped.

DO NOT ATTEMPT TO SERVICE THIS EQUIPMENT. QUALIFIED PERSONNEL SHOULD SERVICE THIS EQUIPMENT ONLY. DO NOT MAKE ANY INTERNAL ADJUSTMENTS OR ADDITIONS TO THIS EQUIPMENT AT ANY TIME OR TAMPER WITH INTERNAL ELECTRONIC COMPONENTS AT ANY TIME. FAILURE TO FOLLOW THESE INSTRUCTIONS MAY VOID THE WARRANTY OF THIS EQUIPMENT AS WELL AS CAUSING A SHOCK HAZARD.

## OPERATING TEMPERATURE

Do not expose this unit to excessive heat. This unit is designed to operate between 32 F and 104 F (0 C and 40 C). This unit may not function properly under extreme temperatures.

Do not block any ventilation openings (if applicable). Install in accordance with the manufacturer's instructions.

Do not install near any heat sources such as radiators, heat registers, stoves or other apparatus (including amplifiers) that produce heat.

This product is not equipped with a plug or cable. This pedal runs on a 9 Volt Battery, if a 9Volt DC adapter is the used please follow adapter manufacturer's operation instructions.

Only used attachments/accessories specified by the manufacturer.

Do not use this product with any case, stand tripod, bracket or table that is not specified by the manufacturer. Insure that the case, stand, tripod, bracket etc. is properly adjusted and setup (follow all instructions). Extra care and caution should be taken to avoid tip over and injury.

Unplug this apparatus during lightening storms or when unused during long periods of time.

# Introduction

Your sound will be firing on all cylinders when you place the Rocktron Mega Booster between your guitar and your amp to turn it into a sonic ballistic missile!

The Rocktron Mega Booster not only provides up to 20dBu of gain, it can also enhance the tonal response of your guitar with your amplifier.

The Mega Booster utilizes a singular Field Effect Transistor input that reacts with your guitar pickups and individual playing nuances similar to the way a tube does, thus enhancing your pickup articulation and harmonic content.

As an added bonus the gain stage is buffered, assuring that your tone is maintained throughout your signal chain.


Part of the Rocktron Boutique Series of stomp boxes this pedal design comes in a rugged metal chassis with eye popping retro custom design laser etched artwork. This is a TRUE BYPASS pedal: when you turn it off...it is out of your signal path!

To give your tone a blast of dynamic thrust, simply turn the MEGA BOOST knob to find the setting that suits your signature sound. Experimenting with different guitars and amps will lead you to tone heaven. For an additional edge in chordal work or for enhanced articulation, we suggest using lower settings of the MEGA BOOST control. For your solos or special effects that you really want to “jump out” of the mix, try higher settings of the MEGA BOOST control.

The MEGA BOOSTER pedal usually sounds better when placed before all other stomp boxes in your signal chain. While it provides up to 20dB of boost, different amplifiers with different settings may sound better while implementing the MEGA BOOSTER.

The footswitch on the Mega Booster controls On/Off status (indicated by the LED). This stomp box runs on a 9V Alkaline battery. You may also use the Rocktron DC OnTap Universal Power Adaptor.

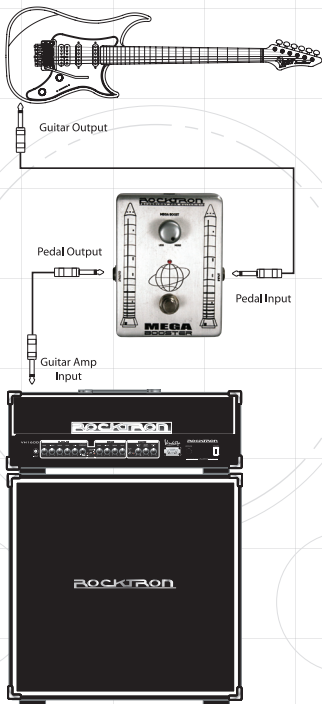
# Descriptions



# Descriptions continued.....

- 1 MEGA BOOST Control - This control determines the amount of boost added to the output.
- 2 9VDC Input - This input jack provides 9VDC power to the pedal from the Rocktron DC OnTap 9V power supply (sold separately).
- 3 ON/OFF Led - This LED shows if the pedal is on or off. When the LED is light the pedal is on. When the LED is not light the pedal is off.
- 4 INPUT Jack - Using a standard 1/4" guitar cable, plug your guitar into this jack.
- 5 OUTPUT Jack - This jack provides the summed output of the effect. Use a 1/4" guitar cable to plug into the next effect or into a guitar amplifier.
- 6 FOOTSWITCH - Use this switch to turn on or off the pedal. The On/Off Led will show you if the pedal is on or off.

# Typical Connection



# Specifications

Maximum Input	3dBu
Maximum Output	10dBu
Input Impedance	1M $\Omega$
Output Impedance	150 $\Omega$
Current Consumption	15mA
Power Requirements	9V Alkaline Battery or Rocktron DC OnTap Universal Power Supply (sold seperately)
Dimensions	95mm x 122mm x 56mm 3.75" x 4.75" x 2.25"
Weight	400g 14.1 oz

## How to change the battery:

To change the battery, turn the pedal over and remove the 4 screws on the bottom. Remove the back cover. Carefully remove the old battery and replace it with a new 9V Alkaline battery. Replace battery in the same area as the old battery was located. Place the back cover on the pedal and re-insert the screws.

*Save yourself tons of money in batteries by using the Rocktron DC OnTap Universal Power Supply to power this pedal (sold seperately). The Rocktron DC OnTap provides a constant flow of power to the pedal, unlike a battery that will degrade over time. The Rocktron DC OnTap Universal Power Supply can also power up to 20 pedals and can be used with both 110V and 220V power sources.*


*Check, [www.rocktron.com](http://www.rocktron.com) for more information on the DC OnTap and where to purchase.*



# ROCKTRON

---

TECHNOLOGY FOR GUITARISTS



Rocktron - A Division of GHS Corporation  
2813 Wilber Ave  
Battle Creek MI 49037  
USA



[www.rocktron.com](http://www.rocktron.com)  
[info@rocktron.com](mailto:info@rocktron.com)  
tel: 1-269-968-3351