

# ROCKTRON

TECHNOLOGY FOR GUITARISTS



## Reaction Super Booster Instruction Manual



May be covered by one or more of the following: U.S. Patents #4538297, 4647876, 4696044, 4745309, 4881047, 4893099, 5124657, 5263091, 5268527, 5319713, 5333201, 5402498 and 5493617.

Other patents pending. Foreign patents pending.

# Compliance



Your Reaction Super Booster™ pedal has been tested and complies with the following Standards and Directives as set forth by the European Union:

**Council Directive(s):** 89/336/EEC Electromagnetic  
Compatibility

**Standard(s):** EN55013, EN50082-1

This means that this product has been designed to meet stringent guidelines on how much RF energy it can emit, and that it should be immune from other sources of interference when properly used. Improper use of this equipment could result in increased RF emissions, which may or may not interfere with other electronic products.

To insure against this possibility, always use good shielded cables for all audio input and output connections. This will help insure compliance with the Directive(s).

For more information about other Rocktron products, please see your local dealer or one of our importers closest to you (listed on the Rocktron website ([www.rocktron.com](http://www.rocktron.com))).

Read all instructions contained in this manual.

Keep these instructions

Heed all warnings

Follow all instructions.

Do not use this apparatus near water.

Clean with dry cloth

Copyright © 2009 GHS Corporation  
All Rights Reserved.

# Precautions

Refer all service to qualified service personnel. Servicing is required when the apparatus has been damaged in any way, such as power supply or plug is damaged, liquid has been spilled or objects have fallen into the apparatus or if the apparatus has been exposed to rain or moisture, does not operate normally or has been dropped.

DO NOT ATTEMPT TO SERVICE THIS EQUIPMENT. QUALIFIED PERSONNEL SHOULD SERVICE THIS EQUIPMENT ONLY. DO NOT MAKE ANY INTERNAL ADJUSTMENTS OR ADDITIONS TO THIS EQUIPMENT AT ANY TIME OR TAMPER WITH INTERNAL ELECTRONIC COMPONENTS AT ANY TIME. FAILURE TO FOLLOW THESE INSTRUCTIONS MAY VOID THE WARRANTY OF THIS EQUIPMENT AS WELL AS CAUSING A SHOCK HAZARD.

## OPERATING TEMPERATURE

Do not expose this unit to excessive heat. This unit is designed to operate between 32 F and 104 F (0 C and 40 C). This unit may not function properly under extreme temperatures.

Do not block any ventilation openings (if applicable). Install in accordance with the manufacturer's instructions.

Do not install near any heat sources such as radiators, heat registers, stoves or other apparatus (including amplifiers) that produce heat.

This product is not equipped with a plug or cable. This pedal runs on a 9 Volt Battery, if a 9Volt DC adapter is the used please follow adapter manufacturer's operation instructions. Only used attachments/accessories specified by the manufacturer.

Do not use this product with any case, stand tripod, bracket or table that is not specified by the manufacturer. Insure that the case, stand, tripod, bracket etc. is properly adjusted and setup (follow all instructions). Extra care and caution should be taken to avoid tip over and injury.

Unplug this apparatus during lightening storms or when unused during long periods of time.

## Introduction:

Need some extra boost for your sound? Got an amp that needs more drive? Do you need a good clean boost for solos? Have those musical moments that need something extra to push them over the top? Well NASA\* recommends you plug into a Rocktron Reaction Super Booster. (That's \*National Association of Super Abilities).

The Reaction Super Booster provides up to 20dBu of gain, while enhancing the tonal response of your guitar with your amplifier. Using a singular FET ultra high impedance input stage that is analogous to a tube stage, the Super Booster can rise to any occasion and give the warmth and soft clipping when boost is all the way up that only a FET can provide.

Rocktron's Reaction Series pedals are built into a rugged metal slim form factor chassis, taking up as little space as possible on your pedal board. The Reaction Super Booster is a TRUE BYPASS pedal: when you turn it off...it is out of your signal path!

A simple control called BOOST determines the Gain applied to the input source. How much extra do you need? Get solos and special effects jumping out of the mix with higher setting of the BOOST control. By using lower settings of the BOOST control you will find extra edge in your chords. Lower settings will also give you enhanced articulation.

The Reaction Super Booster pedal sounds great when placed before all other stomp boxes in your signal

## Introduction continued.....:

chain. While it provides up to 20dB of boost, different amplifiers with different settings may sound better while implementing the Super Booster.

You can use the Reaction Super Booster as a solo boost by inserting it last in your pedal chain. All you need then is a slight amount of gain (say +6dBu, which can be reached by setting the BOOST knob around the 9:00 o'clock position). At that point, when you want to go for a solo (clean or distortion) just use the Super Booster. You will love it!

If you have an amp with typical distortion, use the Reaction Super Booster and turn it into a Sonic Titan Rocket! Once you try the Reaction Super Booster, you will never leave for a gig without it.

The footswitch on the Reaction Super Booster controls On/Off status as shown by the LED indicator. Reaction stomp boxes run on a 9V Alkaline battery, or may also be powered by Rocktron's DC OnTap Universal Power Supply adaptor.


# Descriptions



## Descriptions continued.....

- 1 BOOST Control - This control determines the amount of boost (gain) applied to the signal.
- 2 9VDC Input - This input jack provides 9VDC power to the pedal from the Rocktron DC OnTap 9V power supply (sold separately).METAL
- 3 ON/OFF Leds - These LEDs shows if the pedal is on or off. When the LED is lit the pedal is on. When the LED is not lit the pedal is off.
- 4 BATTERY COMPARTMENT and COVER - The 9V battery can be found in this compartment.
- 5 INPUT Jack - Using a standard 1/4" guitar cable, plug your guitar into this jack.
- 6 THUMB SCREWS for Battery Compartment. Unscrew these thumb screws to access the battery compartment.
- 7 FOOTSWITCH - Use this switch to turn on or off the pedal. The On/Off Led will show you if the pedal is on or off.
- 8 OUTPUT Jack - Using a standard 1/4" guitar cable you can plug in another pedal from this jack or plug directly into your amplifier.

# Typical Connection



Guitar Output

Pedal Output

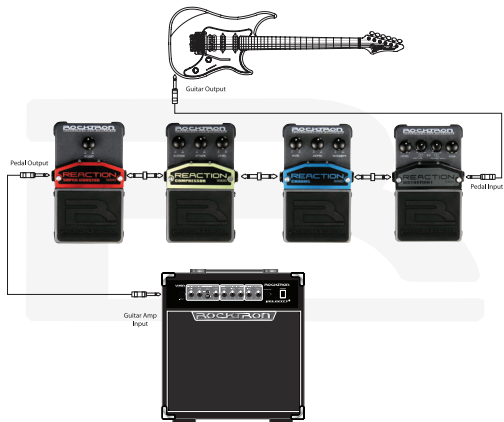
Pedal Input

Guitar Amp  
Input





# Typical Connection - Solo Boost



# Specifications:

Maximum Input	8dBu
Maximum Output	6Bu
Input Impedance	1M $\Omega$
Output Impedance	1k $\Omega$
Current Consumption	20mA

## Power Requirements

9V Alkaline Battery or Rocktron DC OnTap Universal Power Supply (sold separately). Negative Tip.



Dimensions	125mm x 78mm 61mm 5" x 3.25" x 2.5"
------------	--

Weight	0.7kg 1.5lbs
--------	-----------------

## How to change the battery:


To change the battery, remove the thumb screws on the top of the pedal and remove the battery compartment cover. Remove the old battery and replace it with a new 9V Alkaline battery. Replace battery in the same area as the old battery was located. Place the battery compartment cover on the pedal and re-insert the thumb screws.

*Save yourself tons of money in batteries by using the Rocktron DC OnTap Universal Power Supply to power this pedal (sold seperately). The Rocktron DC OnTap provides a constant flow of power to the pedal, unlike a battery that will degrade over time. The Rocktron DC OnTap Univeral Power Supply can also power up to 20 pedals and can be used with both 110V and 220V power sources.*

*Check, [www.rocktron.com](http://www.rocktron.com) for more information on the DC OnTap and where to purchase.*

# ROCKTRON

TECHNOLOGY FOR GUITARISTS



Rocktron - A Division of GHS Corporation  
2813 Wilber Ave  
Battle Creek MI 49037  
USA

[www.rocktron.com](http://www.rocktron.com)  
[info@rocktron.com](mailto:info@rocktron.com)  
tel: 1-269-968-3351