

# ROCKTRON

TECHNOLOGY FOR GUITARISTS

# GAINIAC 2

## TUBE GUITAR PREAMP



## Operation Manual

MAY BE COVERED BY ONE OR MORE OF THE FOLLOWING: U.S. PATENTS  
#4538297, 4647876, 4696044, 4745309, 4881047, 4893099, 5124657, 5263091,  
5268527, 5319713, 5333201, 5402498 AND 5493617.

OTHER PATENTS PENDING. FOREIGN PATENTS PENDING.



Your Gainiac 2 has been tested and complies with the following Standards and Directives as set forth by the European Union:

**Council Directive(s):** 89/336/EEC Electromagnetic Compatibility

**Standard(s):** EN55013, EN50082-1

This means that this product has been designed to meet stringent guidelines on how much RF energy it can emit, and that it should be immune from other sources of interference when properly used. Improper use of this equipment could result in increased RF emissions, which may or may not interfere with other electronic products.

To insure against this possibility, always use good shielded cables for all audio input and output connections. Also, bundle audio cables separately from the AC power cables. These steps will help insure compliance with the Directive(s).

For more information about other Rocktron products, please see your local dealer or one of our importers closest to you (listed on the enclosed warranty sheet).

# Introduction

Congratulations on your purchase of the Rocktron Gainiac 2 tube preamp! The name itself indicates a product that provides the most intense distortion and power that the modern guitar player requires to perform to the fullest extent.

With over 100dB of outrageous gain, this tube preamp has two channels with the most intense distortion and power that you need to perform at full throttle! Equipped with Rocktron's unique "Scoop" control, the Gainiac lets you go from the classic sounds of the 60's and 70's all the way to the raging atomic sound of modern metal.

The Gainiac 2 is our latest version of this world famous tube preamp. Now with a more modern sound, and an extra control for the clean channel (separate master volume). And BONUS - more headroom so you get even more gain than ever before!!

Featuring the most effective EQ section ever devised, the Gainiac 2 allows over 30dB cut, or "scooping" of the midrange used with the bass (Bottom control) and treble (Top control) as needed by your cabinet. Guitar tones just can't get any heavier. ( In the Gainiac 2, Rocktron has improved the mid scoop on the distortion!) Back off the Scoop control and your sound rolls up into a much fatter, rounder sound. The Gainiac 2 adds three band EQ to the clean sound as well and the clean sound now runs through the tube for more warmth!

Join the legion of Gainiac maniacs and increase the pallette of tones you're stuck with in that combo amp of yours by adding the Gainiac 2 to your setup. The Gainiac is easy to hook up and use.

## **OPERATING PRECAUTIONS**

NOTE: IT IS VERY IMPORTANT THAT YOU READ THIS SECTION TO PROVIDE YEARS OF TROUBLE FREE USE. THIS UNIT REQUIRES CAREFUL HANDLING.

All warnings on this equipment and in the operating instructions should be adhered to and all operating instructions should be followed.

Do not use this equipment near water. Care should be taken so that objects do not fall and liquids are not spilled into the unit through any openings.

The power cord should be unplugged from the outlet when left unused for a long period of time.

DO NOT ATTEMPT TO SERVICE THIS EQUIPMENT. THIS EQUIPMENT SHOULD BE SERVICED BY QUALIFIED PERSONNEL ONLY. DO NOT MAKE ANY INTERNAL ADJUSTMENTS OR ADDITIONS TO THIS EQUIPMENT AT ANY TIME. DO NOT TAMPER WITH INTERNAL ELECTRONIC COMPONENTS AT ANY TIME. FAILURE TO FOLLOW THESE INSTRUCTIONS MAY VOID THE WARRANTY OF THIS EQUIPMENT, AS WELL AS CAUSING SHOCK HAZARD.

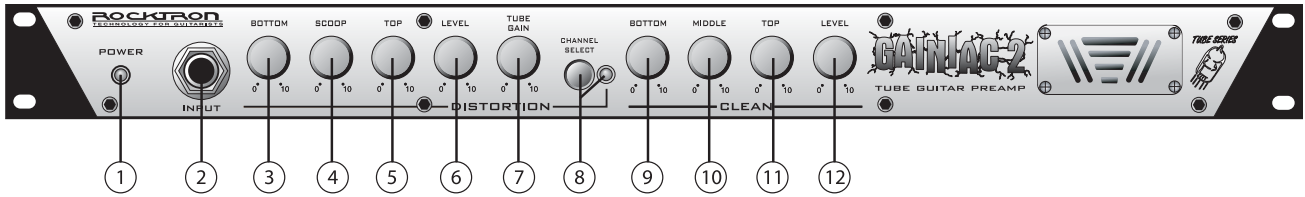
## **POWER REQUIREMENTS**

This unit accepts power from the 9VAC/1.5A adaptor supplied with the unit. This 9 volt RMS AC voltage is internally processed by a voltage doubler which generates a bipolar  $\pm 15$  volts to maintain the headroom and sound quality of professional, studio quality equipment. Using an external power source such as this minimizes excessive noise and hum problems often associated with internal transformers, providing optimal performance for the user.

## **OPERATING TEMPERATURE**

Do not expose this unit to excessive heat. This unit is designed to operate between 32° F and 104° F (0° C and 40° C). This unit may not function properly under extreme temperatures.

# Front Panel




- ① **POWER LED:**  
When lit, the unit is “on”
- ② **INPUT jack:**  
This standard 1/4” mono jack provides an input to the Gainiac 2 from a guitar or other effect.
- ③ **BOTTOM control (Distortion channel):**  
This control is used to determine the amount of low frequency information present in the distortion channel, and is adjustable to +-15dB
- ④ **SCOOP control:**  
This control is used to determine the amount of mid frequency cut in the distortion channel. Up to 30dB of mid range cut may be applied.
- ⑤ **TOP control (Distortion channel):**  
This control is used to determine the amount of high frequency information present in the distortion channel, and is adjustable +-15dB
- ⑥ **LEVEL control:**  
This control determines the output level of the distortion channel, independent of the clean channel output level.
- ⑦ **TUBE GAIN control:**  
This control determines the amount of gain applied to the signal in the distortion channel.
- ⑧ **DISTORTION switch/LED:**  
This switch is used to switch the Gainiac 2 in and out of the distortion channel. When the LED is lit, the distortion channel is active.
- ⑨ **BOTTOM control (Clean channel)**  
This control is used to determine the amount of low frequency information present in the clean channel, and is adjustable +-15dB
- ⑩ **MIDDLE control (Clean channel):**  
This control is used to determine the amount of mid frequency information present in the clean channel.

# Front Panel.....continued:

- ⑪ **TOP control (Clean channel):**  
This control is used to determine the amount of high frequency information present in the clean channel, and is adjustable +-15dB
- ⑫ **LEVEL control (Clean channel):**  
This control determines the output level of the clean channel, independent of the distortion channel output level.

# Back Panel



- ① **FOOTSWITCH jack:**  
This jack accepts a 1/4" mono cable connected to a single-function, latching footswitch for channel switching functions (The Rocktron RFS1 footswitch is recommended and available from your Rocktron dealer).
- ② **OUTPUT jack:**  
This standard 1/4" mono jack provides the output of the Gainiac, which can be fed to an amplifier or other effects.
- ③ **POWER jack:**  
This 2.5mm pin jack accepts power from the 9VAC power adapter supplied with the unit.

# Connections



Guitar Output



Input of Gainiac 2



Gainiac 2 Output



Gainiac 2 Footswitch Input



Power Amp Input



Power Amp Output




Speaker Cab Input



Rocktron RFS1 Footswitch Input (sold separately)




# Connections





# Connections



Check out some of our other products.....

**Rack Gear:**

**Xpression** (*multi-effects processor*)

**Blue Thunder** (*bass preamp w/multi-effects*)

**Voodoo Valve®** (*preamp w/12ax7 tube and multi-effects*)

**Prophesy** (*our top of the line preamp with multi-effects*)

**HUSH® Super C** (*guitar noise silencing system*)

**Velocity® 100** (*2x50W Stereo Power Amp for Guitar*)

**Stomp Boxes:**

**Rampage Distortion, Tsunami Chorus, Austin Gold Overdrive,**

**Vertigo Vibe Rotating Vibe Pedal, HUSH® The Pedal,**

**Sonic Glory Overdrive, Short Timer Digital Delay,**

**Big Crush Compressor, Deep Blue Chorus**

**Silver Dragon Tube Distortion Pedal, Metal Planet Distortion,**

**Pulse Tremolo, Hypnotic Flange,**

**X-Tune Tuner Pedal, Black Cat Moan Wah Pedal,**

**Tri-Wah Wah Pedal, Banshee Talk Box,**

**Nitro Booster/Enhancer**

**DC OnTap - DC Power supply for Stomp Boxes**

**DC OnTap Cable Package - extra cables to power other stomp boxes.**

other products (continued).....

**Foot Controllers:**

**MIDI Mate** (*Midi Foot Controller*)

**MIDI XChange**(*MIDI Footcontroller*)

**All Access®** (*Midi Foot Controller* )

**HEX** (*Expression Pedal*)   **RMM900**(*7-pin Din MIDI Cable*)

**RM4** (*MIDI Controller for Vendetta amps*)

**RFS1 and RFS2** (*Single and Double Latching Footswitches for Rampage Amps*)

**Electric Guitar - Acoustic Guitar and Bass Amplifiers:**

**Vendetta Head**(*100 W Head 4-Channels All Tube - MIDI Switchable*)

**Vendetta Combo** (*100W 2x12 Combo Celestion 90s all Tube4-Channel MIDI Switchable*)

**R80DSP** (*80W 1x12 Amp w/Digital Effects*)

**RT80** (*80W 1x12 Amp w/Reverb & Built-in Tuner*)

**R120DSP** (*120W 2x10 Amp w/Digital Effects*)

**RT122C** (*120W 2x12 Amp w/Stereo Chorus, Reverb & Chromatic Tuner*)

**R50DSP** (*50 Watt 2x8"Guitar Amp w/Digital Effects*)

**R50C** (*50 Watt 2x8"Guitar Amp w/Reverb & Chorus*)

**R20** (*20 Watt 1x8"Amp w/Reverb*)   **R10** (*10 Watt 1x6.5"*)

**RB20** (*Bass Amp 20W with 8" Speaker*)   **RB30** (*Basss Amp 30W with 10" Speaker*)

**RB60** (*Bass Amp 60W with 12" Speaker*)

**RB100** (*Basss Amp 100W with 15" Speaker*)

# ROCKTRON

TECHNOLOGY FOR GUITARISTS

# GAINIAC 2

**TUBE GUITAR PREAMP**

**Rocktron -A Division of GHS Corporation**

2813 Wilber Avenue

Battle Creek MI 49015

USA

Rocktron Phone: 1-(269)-968-3351

Email: [info@rocktron.com](mailto:info@rocktron.com)

*Check us out on the web at:*

[www.rocktron.com](http://www.rocktron.com)